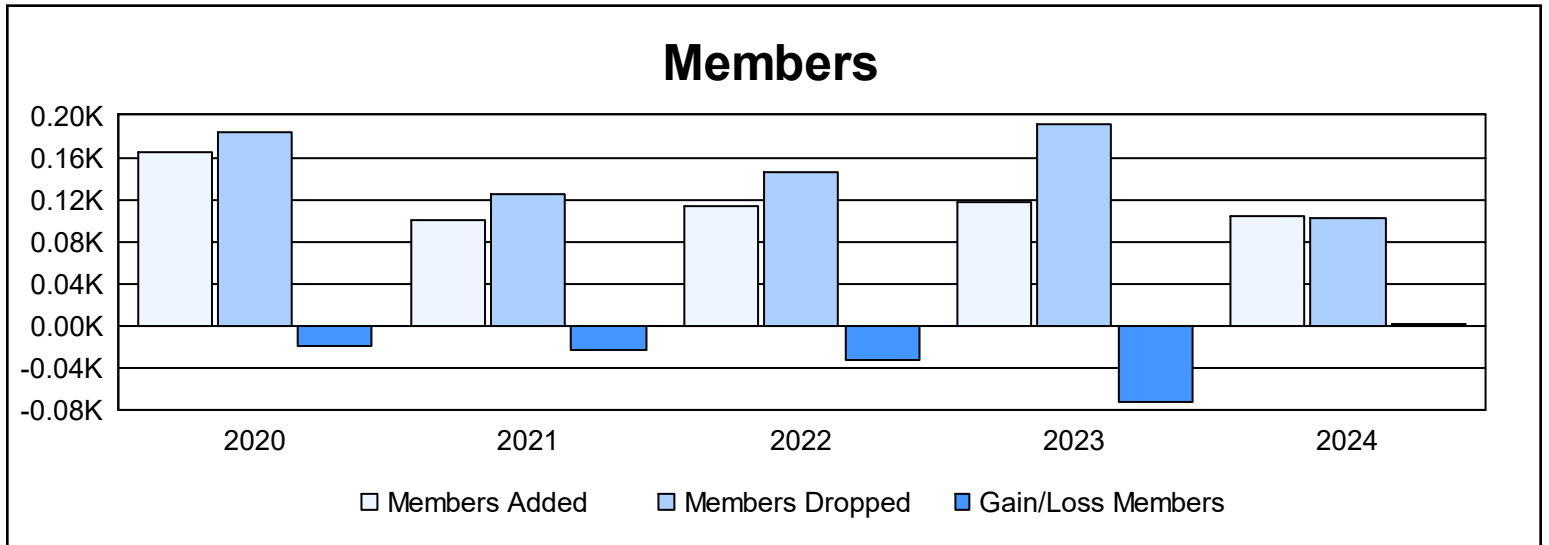
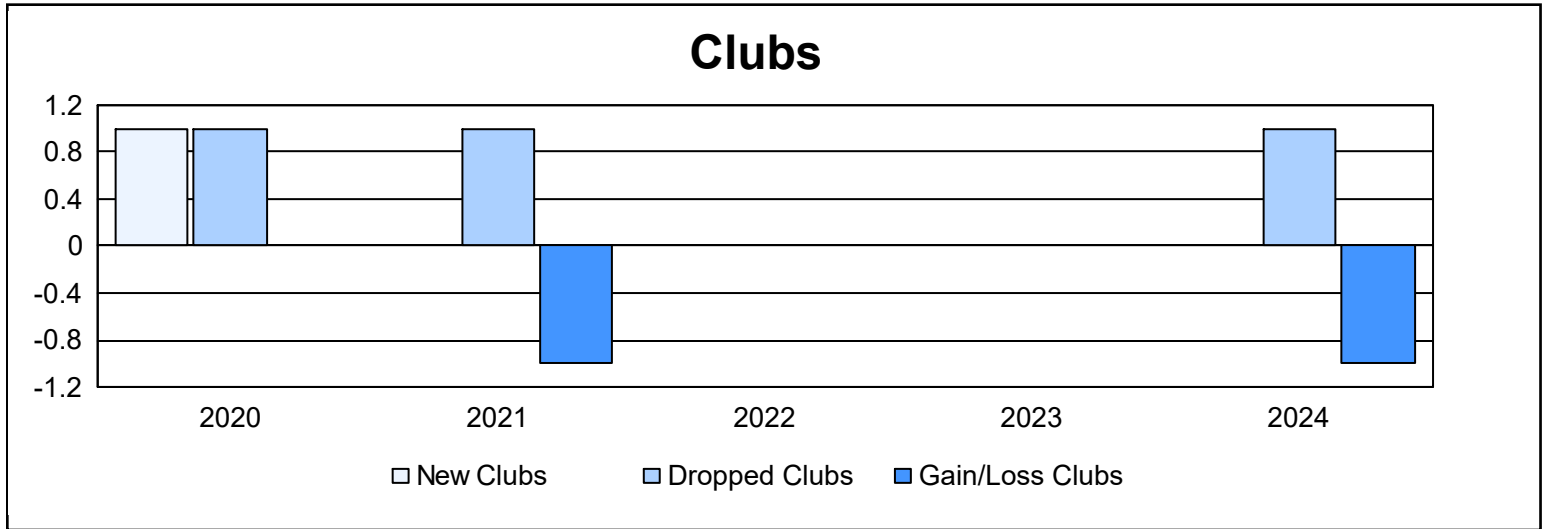
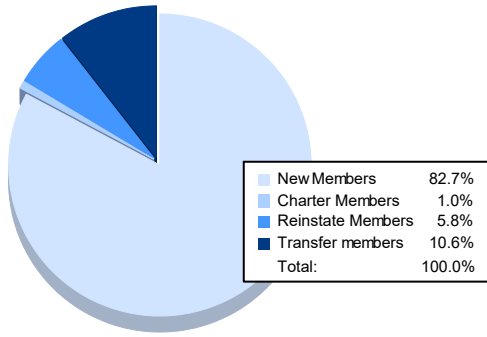


Year	New Clubs	Dropped Clubs	Gain/ Loss Clubs	New Members	Charter Members	Reinstate Members	Transfer Members	Total Member Added	Total Members Dropped	Gain/ Loss Members
2019-2020	1	1	0	107	48	3	7	165	184	-19
2020-2021	0	1	-1	85	0	2	14	101	125	-24
2021-2022	0	0	0	102	2	1	9	114	146	-32
2022-2023	0	0	0	100	2	3	13	118	191	-73
2023-2024	0	1	-1	86	1	6	11	104	102	2
<b>Average</b>	<b>0</b>	<b>1</b>	<b>0</b>	<b>96</b>	<b>11</b>	<b>3</b>	<b>11</b>	<b>120</b>	<b>150</b>	<b>-29</b>



### Membership Composition June 2024 Cumulative



### Gender Composition June 2024 Cumulative

